

AR SERIES

VUEPIX
INFILED



AR SERIES

DELIVERING OUTSTANDING PERFORMANCE

AR Series

Delivering Outstanding Performance

VuePix Infiled AR series offers lightweight high performance panels for indoor and outdoor applications.

The new advanced AR series panels feature magnets on the top and bottom of the frame to pre-lock the cabinets, and positioning pins for quick and easy alignment. The panels are equipped with ergonomic handles for easy manoeuvring. Climbing handles can be added for easy access & maintenance during large scale applications. The separate power and data unit can be exchanged easily with no tools required.

The AR series cabinets come in both front and rear servicing options. Curved displays can be achieved by using special angle couplers.

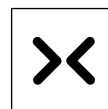
The AR series offers a wide range of accessories, designed to minimise the set-up time during rental applications.



IP65
Options



Lightweight



Thin

SET-UP & ALIGNMENT




Magnets on the top and bottom of the frame to pre-lock the cabinets



Positioning pins for quick and easy alignment



Ergonomic handles for convenient manoeuvring



'Fast lock system' for easy assembly

EASY MAINTENANCE

Module Access

LED modules can be easily replaced with no tools required.

Front and rear service options are available.




Power & Data Unit

Exchangeable power and data unit can be replaced without tools.



Climbing Handles


Climbing handles can be added for easy access & maintenance during large scale applications.



CURVED SYSTEM

Angle Coupler (Optional)


Curved displays can be achieved by using special angle couplers.



STACKED HANGING SYSTEM

Truss Brackets

Truss bars are available in different sizes and modifications for hanging applications.




Stacking Pedestal

Pedestals are available for single, double and triple panel configurations.



Multi-Panel Assembly

Designed to minimise the set-up time and boost the efficiency of your team!



AR - INDOOR PANEL SPECIFICATIONS

	AR Indoor P2	AR Indoor P3	AR Indoor P5	AR Indoor P6
Series	AR	AR	AR	AR
Pixel Pitch	2.97 mm	3.91 mm	5.95 mm	6.94 mm
Environment	Indoor	Indoor	Indoor	Indoor
LED Configuration	3 IN 1 SMD	3 IN 1 SMD	3 IN 1 SMD	3 IN 1 SMD
Max. Brightness	1,200 nits	1,200 nits	1,000 nits	1,000 nits
Refresh Rate	≤2,880 Hz	≤3,840 Hz	≤3,840 Hz	≤3,840 Hz
Viewing Angle	160°/160°	160°/160°	160°/160°	160°/160°
Cabinet Resolution	168 x 336 pixels	128 x 256 pixels	84 x 168 pixels	72 x 144 pixels
Cabinet Width	500 mm	500 mm	500 mm	500 mm
Cabinet Height	1000 mm	1000 mm	1000 mm	1000 mm
Cabinet Depth	66 mm	66 mm	66 mm	66 mm
Cabinet Weight	12.8 kg	12.5 kg	12.5 kg	12.5 kg
Max. Power Consumption	720 W /m², 360 W /panel	720 W /m², 360 W /panel	720 W /m², 360 W /panel	720 W /m², 360 W /panel
Aver. Power Consumption	240 W /m², 120 W /panel	240 W /m², 120 W /panel	240 W /m², 120 W /panel	240 W /m², 120 W /panel
Transparency	N/A	N/A	N/A	N/A
Curving	Optional	Optional	Optional	Optional
Operating Power Source	100-240V AC, 50-60Hz	100-240V AC, 50-60Hz	100-240V AC, 50-60Hz	100-240V AC, 50-60Hz
Operating Temperature	-20°C~+45°C	20°C~+45°C	20°C~+45°C	20°C~+45°C
Ingress Protection	IP30	IP30	IP30	IP30
Max. Rigging	18 Panels	18 Panels	18 Panels	18 Panels
Verification	CE, ETL, FCC, RoHS, RCM	CE, ETL, FCC, RoHS, RCM	CE, ETL, FCC, RoHS, RCM	CE, ETL, FCC, RoHS, RCM
Application	Rental / Install	Rental / Install	Rental / Install	Rental / Install

	AR Indoor P2 Half Panel	AR Indoor P3 Half Panel	AR Indoor P5 Half Panel	AR Indoor P6 Half Panel
Series	AR	AR	AR	AR
Pixel Pitch	2.97mm	3.91mm	5.95 mm	6.94 mm
Environment	Indoor	Indoor	Indoor	Indoor
LED Configuration	3 IN 1 SMD	3 IN 1 SMD	3 IN 1 SMD	3 IN 1 SMD
Max. Brightness	1,200 nits	1,200 nits	1,000 nits	1,000 nits
Refresh Rate	≤2,880 Hz	≤3,840 Hz	≤3,840 Hz	≤3,840 Hz
Viewing Angle	160°/160°	160°/160°	160°/160°	160°/160°
Cabinet Resolution	168 x 168 pixels	128 x 128 pixels	84 x 84 pixels	72 x 72 pixels
Cabinet Width	500 mm	500 mm	500 mm	500 mm
Cabinet Height	500mm	500 mm	500 mm	500 mm
Cabinet Depth	66 mm	66 mm	66 mm	66 mm
Cabinet Weight	8 kg	8 kg	8 kg	8 kg
Max. Power Consumption	720 W /m², 180 W /panel	720 W /m², 180 W /panel	720 W /m², 180 W /panel	720 W /m², 180 W /panel
Aver. Power Consumption	240 W /m², 60 W /panel	240 W /m², 60 W /panel	240 W /m², 60 W /panel	240 W /m², 60 W /panel
Transparency	N/A	N/A	N/A	N/A
Curving	Optional	Optional	Optional	Optional
Operating Power Source	100-240V AC, 50-60Hz	100-240V AC, 50-60Hz	100-240V AC, 50-60Hz	100-240V AC, 50-60Hz
Operating Temperature	20°C~+45°C	20°C~+45°C	-20°C~+45°C	-20°C~+45°C
Ingress Protection	IP30	IP30	IP30	IP30
Max. Rigging	30 Panels	30 Panels	30 Panels	30 Panels
Verification	CE, ETL, FCC, RoHS, RCM	CE, ETL, FCC, RoHS, RCM	CE, ETL, FCC, RoHS, RCM	CE, ETL, FCC, RoHS, RCM
Application	Rental / Install	Rental / Install	Rental / Install	Rental / Install

AR Series PLUS version On certain ranges of the AR series screen, we can offer a full black outdoor LED chip for increased contrast ratios.

AR Series PRO version The AR series PRO version features standard white face black frame LED chips.

AR - OUTDOOR PANEL SPECIFICATIONS

	AR Outdoor P3	AR Outdoor P4	AR Outdoor P5	AR Outdoor P7	AR Outdoor P10
Series	AR	AR	AR	AR	AR
Pixel Pitch	3.91 mm	4.63 mm	5.95 mm	7.81 mm	10.41 mm
Environment	Outdoor	Outdoor	Outdoor	Outdoor	Outdoor
LED Configuration	3 IN 1 SMD	3 IN 1 SMD	3 IN 1 SMD	3 IN 1 SMD	3 IN 1 SMD
Max. Brightness	5,000 nits	5,000 nits	5,000 nits	5,000 nits	5,000 nits
Refresh Rate	≤3,840 Hz	≤3,840 Hz	≤3,840 Hz	≤3,840 Hz	≤3,840 Hz
Viewing Angle	160°/155°	160°/135°	160°/130°	160°/130°	160°/110°
Cabinet Resolution	128 x 256 pixels	108 x 216 pixels	84 x 168 pixels	64 x 128 pixels	48 x 96 pixels
Cabinet Width	500 mm	500 mm	500 mm	500 mm	500 mm
Cabinet Height	1000 mm	1000 mm	1000 mm	1000 mm	1000 mm
Cabinet Depth	66 mm	67 mm	68 mm	69mm	69 mm
Cabinet Weight	12.5 kg	12.7 kg	12.6 kg	12.5 kg	12.5 kg
Max. Power Consumption	720 W /m², 360 W /panel	720 W /m², 360 W /panel	720 W /m², 360 W /panel	720 W /m², 360 W /panel	720 W /m², 360 W /panel
Aver. Power Consumption	240 W /m², 120 W /panel	240 W /m², 120 W /panel	240 W /m², 120 W /panel	240 W /m², 120 W /panel	240 W /m², 120 W /panel
Transparency	N/A	N/A	N/A	N/A	N/A
Curving	Optional	Optional	Optional	Optional	Optional
Operating Power Source	100-240V AC, 50-60Hz	100-240V AC, 50-60Hz	100-240V AC, 50-60Hz	100-240V AC, 50-60Hz	100-240V AC, 50-60Hz
Operating Temperature	-20°C~+45°C	-20°C~+45°C	-20°C~+45°C	-20°C~+45°C	-20°C~+45°C
Ingress Protection	IP65	IP65	IP65	IP65	IP65
Verification	CE, ETL, FCC, RoHS, RCM	CE, ETL, FCC, RoHS, RCM	CE, ETL, FCC, RoHS, RCM	CE, ETL, FCC, RoHS, RCM	CE, ETL, FCC, RoHS, RCM
Application	Rental / Install	Rental / Install	Rental / Install	Rental / Install	Rental / Install

	AR Outdoor P3 Half Panel	AR Outdoor P4 Half Panel	AR Outdoor P5 Half Panel	AR Outdoor P7 Half Panel	AR Outdoor P10 Half Panel
Series	AR	AR	AR	AR	AR
Pixel Pitch	3.91 mm	4.63 mm	5.95 mm	7.81 mm	10.41 mm
Environment	Outdoor	Outdoor	Outdoor	Outdoor	Outdoor
LED Configuration	3 IN 1 SMD	3 IN 1 SMD	3 IN 1 SMD	3 IN 1 SMD	3 IN 1 SMD
Max. Brightness	5,000 nits	5,000 nits	5,000 nits	5,000 nits	5,000 nits
Refresh Rate	≤3,840 Hz	≤3,840 Hz	≤3,840 Hz	≤3,840 Hz	≤3,840 Hz
Viewing Angle	160°/155°	160°/135°	160°/130°	160°/130°	160°/110°
Cabinet Resolution	128 x 128 pixels	108 x 108 pixels	84 x 84 pixels	64 x 64 pixels	48 x 48 pixels
Cabinet Width	500 mm	500 mm	500 mm	500 mm	500 mm
Cabinet Height	500 mm	500 mm	500 mm	500 mm	500 mm
Cabinet Depth	66 mm	67 mm	68 mm	69 mm	69 mm
Cabinet Weight	8 kg	8 kg	8 kg	8 kg	8 kg
Max. Power Consumption	720 W /m², 180 W /panel	720 W /m², 180 W /panel	720 W /m², 180 W /panel	720 W /m², 180 W /panel	720 W /m², 180 W /panel
Aver. Power Consumption	240 W /m², 60 W /panel	240 W /m², 60 W /panel	240 W /m², 60 W /panel	240 W /m², 60 W /panel	240 W /m², 60 W /panel
Transparency	N/A	N/A	N/A	N/A	N/A
Curving	Optional	Optional	Optional	Optional	Optional
Operating Power Source	100-240V AC, 50-60Hz	100-240V AC, 50-60Hz	100-240V AC, 50-60Hz	100-240V AC, 50-60Hz	100-240V AC, 50-60Hz
Operating Temperature	-20°C~+45°C	-20°C~+45°C	-20°C~+45°C	-20°C~+45°C	-20°C~+45°C
Ingress Protection	IP65	IP65	IP65	IP65	IP65
Verification	CE, ETL, FCC, RoHS, RCM	CE, ETL, FCC, RoHS, RCM	CE, ETL, FCC, RoHS, RCM	CE, ETL, FCC, RoHS, RCM	CE, ETL, FCC, RoHS, RCM
Application	Rental / Install	Rental / Install	Rental / Install	Rental / Install	Rental / Install



Contact our VuePix Infiled experts to discuss your next project

AUS: 1800 883 749 NZ: 09 218 6532 INT: +61 7 5509 4633 | info@vuepix.tv | www.vuepix.tv

LEADERS IN LED SCREENS & DIGITAL DISPLAYS