

X2 SERIES

VUEPIX
INFILED



X2 SERIES

CURVED DISPLAY SOLUTIONS

X2 Series

Curved Display Solutions

The VuePix Infiled X2 series allows you to create perfect seamless curved LED displays with wide viewing angles.

Combining an innovative design with an advanced curving system, the X2 series panels allow you to achieve perfectly smooth curves of up to $\pm 30^\circ$. The panels are designed for wide horizontal and vertical viewing angles up to 160° , ensuring a superb performance from any angle or direction.

The lightweight (8.3kg) cabinets of aluminum structure are ultra-thin (only 76mm) and feature magnetic edges, position pins and precise quick lock system allowing you to achieve a perfect alignment of your LED display. The curving system allows for 7 position adjustments in a few easy steps, making the X2 series a perfect choice for semi-permanent installations, where you can take advantage of being able to create both flat and curved displays.

Highly flexible, lightweight cabinets in a sleek form factor – Create the perfect curves with our X2 series!



Curved Screen

Thin & Light

Concave &
Convex


LIGHTWEIGHT & SLIM CABINET

The lightweight (8.3kg) cabinets of aluminum structure are ultra-thin (only 76mm).



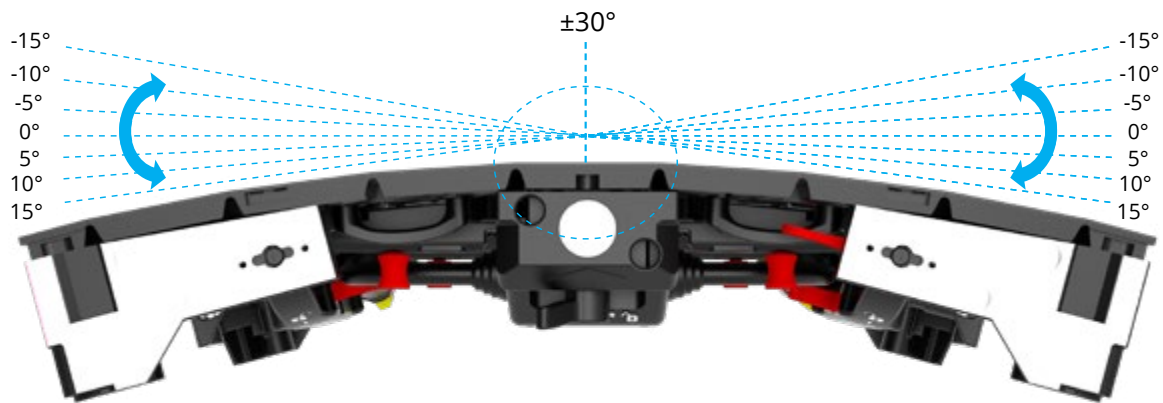
PERFECT CURVES

Combining an innovative design with an advanced curving system, the X2 series panels allow you to achieve perfectly smooth curves of up to $\pm 30^\circ$.



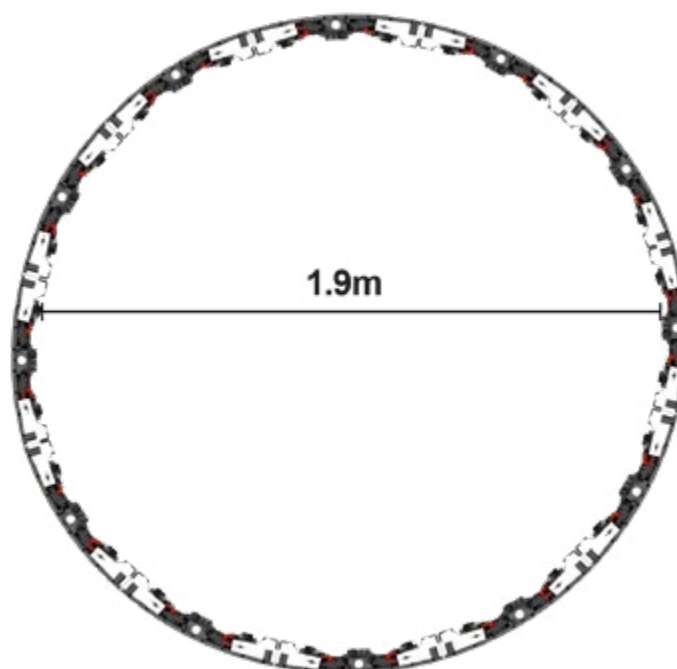
CURVING SYSTEM

The curving system allows for 7 position adjustments in a few easy steps, making the X2 series a perfect choice for semi-permanent installations, where you can take advantage of being able to create both flat and curved displays.




CURVING SYSTEM

12 cabinets at a 30° angle can create a perfect 1.9m diameter circled display.



WIDE VIEWING ANGLES

The panels are designed for wide horizontal and vertical viewing angles up to 160° , ensuring a superb performance from any angle or direction.



FLEXIBLE DESIGN

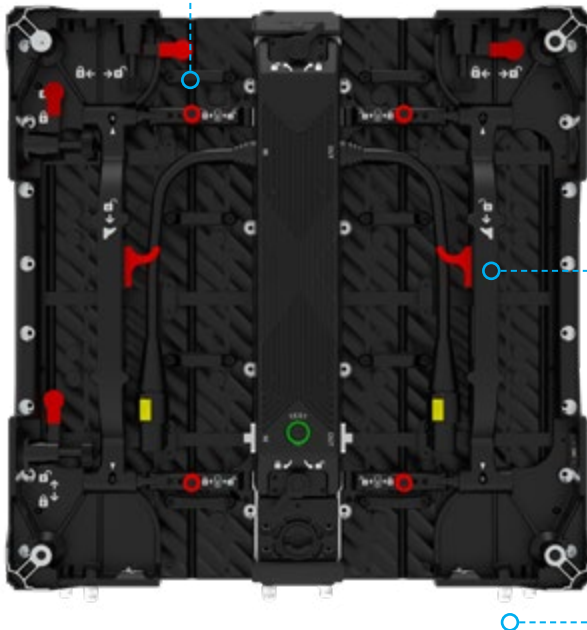
Highly flexible, lightweight cabinets in a sleek form factor.



PERFECT ALIGNMENT

X2 cabinets feature magnetic edges, position pins and precise quick lock system allowing you to achieve a perfect alignment of your LED display.

Slide button to unlock angle options



Press to select an angle

Position pin protects the LED Light on the base

EASY MAINTENANCE

The X2 cabinets allow for easy maintenance thanks to exchangeable PDUs.



X2 SERIES - Specifications

	X2 Indoor P1	X2 Indoor P2.6	X2 Indoor P2.9	X2 Indoor P3.9
Series	X2	X2	X2	X2
Pixel Pitch	1.9mm	2.6mm	2.9mm	3.9mm
Environment	Indoor	Indoor	Indoor	Indoor
LED Configuration	3 IN 1 SMD	3 IN 1 SMD	3 IN 1 SMD	3 IN 1 SMD
Max. Brightness	1,200 nits	1,200 nits	1,200 nits	1,200 nits
Refresh Rate	≤3,840 Hz	≤3,840 Hz	≤3,840 Hz	≤3,840 Hz
Viewing Angle	160° / 160°	160° / 160°	160° / 160°	160° / 160°
Cabinet Resolution	256 x 256 pixels	192 x 192 pixels	168 x 168 pixels	168 x 168 pixels
Cabinet Width	500 mm	500 mm	500 mm	500 mm
Cabinet Height	500 mm	500 mm	500 mm	500 mm
Cabinet Depth	76 mm	76 mm	76 mm	76 mm
Cabinet Weight	8.3 kg	8.3 kg	8.3 kg	8.2 kg
Max. Power Consumption	480 W /m ² , 120 W /panel	540 W /m ² , 135 W /panel	450 W /m ² , 113 W /panel	520 W /m ² , 145 W /panel
Aver. Power Consumption	160 W /m ² , 40 W /panel	180 W /m ² , 45 W /panel	150 W /m ² , 38 W /panel	173 W /m ² , 48 W /panel
Curving	Optional	Optional	Optional	Optional
Operating Power Source	100-240V AC, 50-60Hz	100-240V AC, 50-60Hz	100-240V AC, 50-60Hz	100-240V AC, 50-60Hz
Operating Temperature	-10°C~+45°C	-10°C~+45°C	-10°C~+45°C	-10°C~+45°C
Ingress Protection	IP30	IP30	IP30	IP30
Verification	CE, FCC, ETL, ROHS, REACH	CE, FCC, ETL, ROHS, REACH	CE, FCC, ETL, ROHS, REACH	CE, FCC, ETL, ROHS, REACH
Application	Rental / Fixed	Rental / Fixed	Rental / Fixed	Rental / Fixed



Contact our VuePix Infiled experts to discuss your next project

AUS: 1800 883 749 NZ: 09 218 6532 INT: +61 7 5509 4633 | info@vuepix.tv | www.vuepix.tv

LEADERS IN LED SCREENS & DIGITAL DISPLAYS