

DF2 SERIES

VUEPIX  
INFILED



# DF2 SERIES

INTERACTIVE MEDIA FLOOR

# DF2 Series

The new generation interactive media floor solution was designed specifically for creative applications, allowing designers to create exciting new digital spaces and experiences.

The redesigned lightweight hollow frame allows for easy handling and fast setup.

The DF2 Series panels feature an integrated grid of motion sensors, which detect movement and respond to any physical activity performed on the surface or in close distance.

Equipped with high contrast LEDs and featuring anti-reflective and anti-slip surface, the DF2 Series modules are magnetically attached to the frames, allowing easy service and maintenance.

The DF2 panels feature an independent cabinet foot structure, which assists with very fast installation, alignment and leveling. The power and data connectors are integrated into the panels, which helps to reduce the installation time to a minimum.


The DF2 Series panels are fully IP65 rated, allowing the panels to be installed in any space and configurations. An eye catching interactive media floor provides a perfect solution for unique gallery displays, media catwalks, performing arts studios, museums, event centres and other creative spaces.



Easy  
Maintenance




Light  
Weight



Thin



Interactive  
induction



IP65

## LIGHTWEIGHT & THIN

One cabinet weighs only 11.5 kilograms, thanks to its hollow framework.



## QUICK INSTALL

Independent cabinet foot design allows for a fast horizontal positioning and quick assembly. Two screen levelling schemes are optional, and the screen height can be quickly levelled.



## INTERACTIVITY

Optional integrated motion sensors detect movement and respond to any physical activity happening on the surface.



## High Protection

Equipped with high contrast LEDs and featuring anti-reflective and anti-slip surface, DF Series panels are fully IP65 rated, allowing the panels to be installed in any space and configurations.

## EASY MAINTENANCE

Removable magnetic modules allow for maintenance of individual cabinets without effecting the operation of the entire screen. The hollow framework enables a fast assembly.




## GREAT DURABILITY

The durable panels are designed to carry loads of up to 1,500kg/m<sup>2</sup> with a safety factor of 3, so you can even drive the biggest SUV-class cars on the floor with absolute peace of mind!



## ENDLESS CREATIVITY

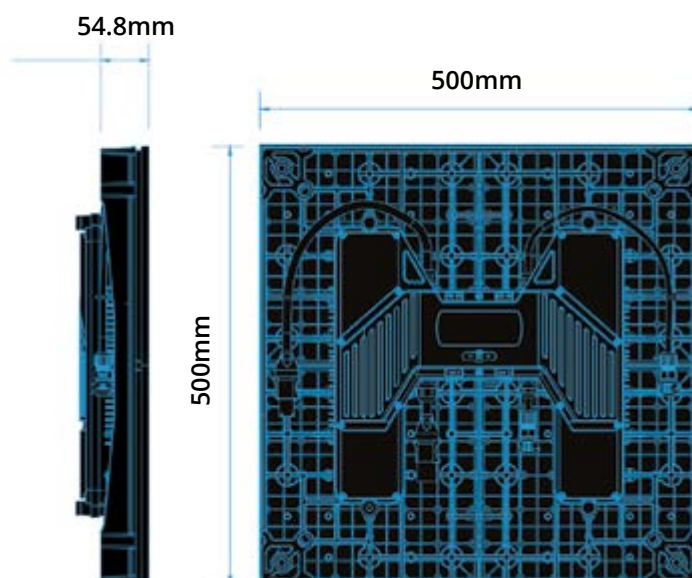
An eye catching interactive media floor provides a perfect solution for unique gallery displays, virtual & broadcast studios, media catwalks, performing arts studios, museums, event centres and other creative spaces.



## DF2 - SPECIFICATIONS

	DF2 VS Outdoor P2	DF2 VS Outdoor P3	DF2 Outdoor P3	DF2 Outdoor P5	DF2 Outdoor P7
Series	DF2	DF2	DF2	DF2	DF2
Version	Virtual Studio	Virtual Studio	Standard	Standard	Standard
Pixel Pitch	2.6 mm	3.91 mm	3.91 mm	5.95 mm	7.81mm
Environment	Outdoor	Outdoor	Outdoor	Outdoor	Outdoor / Indoor
LED Configuration	3 IN 1 SMD	3 IN 1 SMD	3 IN 1 SMD	3 IN 1 SMD	3 IN 1 SMD
Max. Brightness	1,500 nits	1,500 nits	3,000 nits	3,000 nits	3,000 nits
Refresh Rate	≤7,680 Hz	≤7,680 Hz	≤3,840 Hz	≤3,840 Hz	≤3,840 Hz
Viewing Angle	160°/160°	160°/160°	120°/120°	120°/120°	120°/120°
Cabinet Resolution	192 × 192 pixels	128 × 128 pixels	128 × 128 pixels	84 × 84 pixels	64 × 64 pixels
Cabinet Width	500 mm	500 mm	500 mm	500 mm	500 mm
Cabinet Height	500 mm	500 mm	500 mm	500 mm	500 mm
Cabinet Depth	83.3 mm	83.3 mm	83.3 mm	84 mm	84 mm
Cabinet Weight	11.5 kg	11.5 kg	11.5 kg	11.5 kg	11.5 kg
Max. Power Consumption	720 W /m <sup>2</sup> , 180 W/panel	720 W /m <sup>2</sup> , 180 W/panel	720 W /m <sup>2</sup> , 180 W/panel	720 W /m <sup>2</sup> , 180 W/panel	720 W /m <sup>2</sup> , 180 W/panel
Avg. Power Consumption	240 W /m <sup>2</sup> , 60 W/panel	240 W /m <sup>2</sup> , 60 W/panel	240 W /m <sup>2</sup> , 60 W/panel	240 W /m <sup>2</sup> , 60 W/panel	240 W /m <sup>2</sup> , 60 W/panel
Max. Load Bearing	1,500 kg/m <sup>2</sup>	1,500 kg/m <sup>2</sup>	1,500 kg/m <sup>2</sup>	1,500 kg/m <sup>2</sup>	1,500 kg/m <sup>2</sup>
Curving	N/A	N/A	N/A	N/A	N/A
Operating Power Source	100-240V AC, 50-60Hz	100-240V AC, 50-60Hz	100-240V AC, 50-60Hz	100-240V AC, 50-60Hz	100-240V AC, 50-60Hz
Operating Temperature	-20°C~+45°C	-20°C~+45°C	-20°C~+45°C	-20°C~+45°C	-20°C~+45°C
Ingress Protection	IP65	IP65	IP65	IP65	IP65
Verification	CE, FCC, ETL, ROHS, REACH	CE, FCC, ETL, ROHS, REACH	CE, FCC, ETL, ROHS, REACH	CE, FCC, ETL, ROHS, REACH	CE, FCC, ETL, ROHS, REACH
Application	Rental / Install	Rental / Install	Rental / Install	Rental / Install	Rental / Install

## DIMENSIONS





**VUEPIX**  
INFILED

Contact our VuePix Infiled experts to discuss your next project

AUS: 1800 883 749 NZ: 09 218 6532 INT: +61 7 5509 4633 | [info@vuepix.tv](mailto:info@vuepix.tv) | [www.vuepix.tv](http://www.vuepix.tv)

LEADERS IN LED SCREENS & DIGITAL DISPLAYS